

*Voice of Train Mountain & Volunteers*

# **Train Mountain Gazette**

*May 2026*



© Nord Productions

*A fire, updates from G-Ville, a never ending task list,  
Train Game, media & more*

# A Letter From The Editor

I was so thrilled when so many submissions came rolling in for this month's gazette. It's going to take me a few issues to get organized with all the emails, pictures and articles flying left and right. (And it will probably take me many many more months to be able to keep track of everybody's names.)

I'm working diligently to have issues out on time and ahead of meets, as I find the groove. The submissions deadline may change, but for now get those articles to me by the 15th!

The gazette will continue to evolve as I start getting a feel for what you all want to see, what's being contributed, and where I feel called to improve. I'm always open to suggestions, and still have some fun ideas I'm looking to implement. **If anyone is a wealth of Train Mountain Knowledge and wants to help with a segment, email me!**

I'll look forward to seeing you all, and some big ole steam engines at Narrow Gauge this week. It's been so interesting watching the energy shift from winter to meet season. It's great to see everyone around and playing trains.

*P.S. a big special thank you to Joe Lagerstrom and Nord Productions for helping with photos! You all are amazing!*

Warmly,  
Lila Swanberg  
Thelivingwellnesslounge@gmail.com



*Lila Swanberg  
Gazette Editor  
Member Since '25*

# 2026 Meet Schedule



## Polar Bear

January 16<sup>th</sup> - January 19<sup>th</sup>  
*No work week*

## Spring Awakening

April 23<sup>rd</sup> - May 5<sup>th</sup>



## Narrow Gauge

May 23<sup>rd</sup> - May 31<sup>st</sup>

## Operations

June 20<sup>th</sup> - June 28<sup>th</sup>



## Hot August Nights

August 1<sup>st</sup> - August 9<sup>th</sup>

## Big Build

September 5<sup>th</sup> - September 13<sup>th</sup>



## Fall Colors

October 9<sup>th</sup> - October 12<sup>th</sup>



Next Full Moon: May 31<sup>st</sup>

# Task List

- 1) Rake and haul forest debris.
- 2) Paint and letter Panzik Waterspout: Jeff Shelby/ Russ Wood for lettering
- 3) Re-install track signs at Vitz Yard lead-in track.
- 4) Paint interior of Rio Grande Caboose: Jeff Mills
- 5) Start demo for Shower Project: Jerry Crane
- 6) Make repairs to South End Perimeter Fence (Rio Grande area): Jerry Crane
- 7) Give Backshop a thorough floor sweep and general clean up: Jordon Dobson
- 8) East wall Carpenter Shop wall socket: Jeff Shelby
- 9) Determine area for the Gary Boss group to brush and chip: David Waterstreet
- 10) Hang broom and dustpan outside main office door.
- 11) Empty sawdust bags and clean dust collector room.
- 12) Paint all the signal towers silver, using a brush, do not spray.
- 13) Replace board on walkway railing.
- 14) Build new concrete ramp into office.
- 15) Move Pacific Railcar model to the burn pit.
- 16) Install 6" drop door stops on kitchen door and back door of the Hall of Flags.
- 17) Finish flashing on coal mine.
- 18) Paint missed spots on black bottom of coal mine.
- 19) Replace boards on back deck of loft.
- 20) Replace picnic table seat out at Steuer.
- 21) Move 5 display cases up from Motor Pool to Hall of Flags.
- 22) Move 2 display cases from Hall of Flags to the Motor Pool.
- 23) Fix low oil switch on generator that is on the air compressor flatbed.
- 24) Change oil in air compressor that is on flatbed.
- 25) Change oil in generator on same flatbed.
- 26) Pick up all unnecessary items on Central Station porch i.e. plastic tub, Jacks, old signs, and old parts.

- 27) Clean out all the train cars on the walking tour.
- 28) Inspect and repair all loose parts and trip hazards in walking tour cars.
- 29) Assign someone to spray for wasps this summer in the walking tour cars.
- 30) Fix leaking roof in office and company store.
- 31) Remove dead stump on Serpentine by Coral Siding.
- 32) Find all badger holes along track and fill with gravel.
- 33) Restripe all parking spaces. Repaint No Parking signs. Repaint train crossings.
- 34) Get used fire hose and paint yellow. Then nail down in gravel parking area to identify parking spots. Paint fire hose for handicap parking blue.
- 35) Repair bump stop. Talk to Steve Panzik.
- 36) Deployment of fire equipment to Gators and Fire Gondolas: Jeff Mills
- 37) Deployment of fire extinguishers on the tracks: John Bartlow and Ken Olsen



# Spring Awakening 2026

By: Jeff Mills

The Work Week began early with Matt Thomas and the Wonder Bread Crew doing track upgrades and repairs. As more member volunteers started to arrive on Saturday, the **Work Week started in earnest**. As Volunteer Coordinator, I composed a To-Do list. Jeff Shelby also created a To-Do list. These were very lengthy **with many urgent jobs** and some which were in the “hope of getting done” category.

The biggest task in Spring is always **raking and hauling forest debris**. This monumental mission was led by Steve Spaulding. With the help of numerous volunteers, they made a great start. Do not worry, there is still plenty of this task to be done during the upcoming Narrow Gauge Work Week for any who missed out on the fun.

There have been 2 new **volunteer leadership** assignments. Please ask these volunteers about their work and be supportive of it whenever possible.

The TMI Board appointed Jim and Sue Moore to take over **stewardship of G-Ville** with the passing of Dennis and Mort Edinger; long-time members and founders of G-Ville. A group of volunteers stepped up at this meet to get the G-Ville grounds shipshape, allowing Jim and Sue to concentrate on getting G-Ville operational for the season.

The new Leadership position created is **Communications Director** by Joe Lagerstrom. He works with a variety of social media including YouTube. He produced our current Safety Video and is working on a new Visitor Video. He is also in the process of filming and interviewing many of our original members to provide an Oral History of Train Mountain, which we currently lack.

Additional track work was accomplished by **the Idaho Mafia**. They reconfigured the tracks on the Northeast side of the Backshop leading into Containerville and the Main Line to Central Station. A manual remote switch operator was moved to a better location. This will simplify and improve traffic flow in these areas. The group inspected the rest of our track and performed spot track repairs.



*Jeff Mills  
TMI Board  
Member since '08*

**Food-truck hookups** were completed, so Dana served breakfast and lunch **on-site** during the week. This was a big plus for Train Mountain: many of us don't have to leave campus for meals, saving valuable time before getting back to work. The menu is similar to the Potbelly, which we're happy about. A **new ice machine** is also operating, and members can purchase bagged ice from the food truck now.

The **Visitor Center remodel** is to be finished by its May 15th opening. Many thanks to those who have worked hard to make this happen. It will have the look of a Ticket Counter at an old-time Train Station with plenty of room to display TM merchandise.

### **A Couple of reminders:**

First and foremost, we are a volunteer organization and taking on the tasks for maintaining Train Mountain is of vital importance. Remember to **log your volunteer hours** on the Train Mountain website. If you haven't created a member account, do it! These documented volunteer hours help us with Grants and fundraising options.

G-Ville is seeking **donations of G Scale equipment**. If you or anyone you know can donate this equipment, please contact a TMI Board Member or Jim and Sue Moore.

With **pennies** being discontinued, we need to keep our penny press machine stocked. This machine makes Train Mountain keepsakes for visitors, and each penny donated **brings in \$0.50** for TM. It's the perfect investment for a soon-to-be-defunct coin.

All members must **watch the safety video and log your viewing annually**. This must be done on-site, not at home. Documenting demonstrates to our insurance providers we operate with a **safety goal** for membership. Viewings are available during every upcoming work week.

**Your volunteer hours make Train Mountain a unique and exceptional destination.**

**Looking forward to a great 2026 Season.**

[Spring Awakening 2026 Youtube Video](#)



# May-Day Fire

By: Jordan Dobson & Jeff Mills

At about 1800 on 1 May 2026 Caden Powell called me from his on duty post in Klamath Falls. There was a report of smoke with no flames visible on the North Side of the Train Mountain property.

I, Jordan, called Jeff Mills as our on property expert in wildland firefighting, and we grabbed a Gator outfitted with fire tools and headed north. We couldn't see any smoke so we went past Hope on the West side of the valley until we smelled smoke and turned around to go around the East side of Steiger Butte. On our way we met up with Richard Cox. He directed us to the fire and continued on his way to get a Cat to build a fire line. At about 1845 Jeff and I arrived on the scene and made contact with Chiloquin Fire and Rescue who had matters well in hand and were establishing a perimeter. Shortly afterwards Richard came over the hill and completed the fire line on the South side of the fire. Chiloquin Fire & Rescue stayed on the scene, monitoring the fire line and allowing the fire to burn itself out.

The May Day fire illustrates that fire season has started early. Quick detection and response was important in the containment of this fire. In the case of this fire, geography and fuel type were in our favor, and it was easily contained between two roads. Later in the year when conditions are more favorable to fire, the outcome could have been much different.

Always be vigilant and watchful for fire on Train Mountain property. Early detection and response cannot be emphasized enough. Take the fire cars with you, everyone is on FIRE PATROL. Be safe and enjoy the beauty of the Train Mountain Property.

**Thank you everyone for your quick thinking and effective actions in containing this fire.**



**Jeff Mills**  
**TMI Board**  
**Member since '08**



**Jordan Dobson**  
**BS Manager**  
**Member Since '15**



# Operations Update

By: Jordan Dobson

## Personnel:

- Richard Croll has stepped up to assist with equipment maintenance.

## New Train Game feature: Crews

Train Game now offers the ability to form crews. To form a crew, select a move to create a train. In the My Jobs section of the homepage select the Manage Crew button. A crew member can then scan the QR code with their phone camera or the Train Game's native camera app to join your crew.

Once a crew has been formed, crew members may pick up and complete moves as normal, and cars can be assigned to an individual crew member when picked up. Note: the move cannot currently be reassigned between crew members. Functionally each user has their own train for scoring purposes.

The crew feature is a work in progress. We anticipate adding additional functionality in the future.

**If there's a feature you would like to see, or if you would like to help with Train Game and it's operations, drop me a line: [Techpriest42@gmail.com](mailto:Techpriest42@gmail.com)**



## Statistics, YTD

- **753 car movements + 533**
- **50,530 miles + 28,547**
- **32 active crews + 11**
- **44 active cars + 27**

# Traffic Change Ahead

**By: Dave Waterstreet**

A realignment of the Main Yard north bypass track from the Main Yard, west of the Backshop, that wraps around the north side of the Backshop to Containerville, has been completed. This is a bit difficult to describe, so see the before and after photos below.

On the northeastern corner of the Backshop, the Main Yard Bypass track has a new remote operated switch that allows train engineers to select a route (to the right) along the original Main Yard Bypass track route in front of the Container Switch Track leads and down the hill to Central Station. Or, alternatively and new, to the left, and directly into the main Container Switch Lead tracks in front of Container Row. This allows direct access to the container switches instead of having to do the reverse move using the crossover. The crossover is still in place to get from the Container Switch Lead tracks onto the Main Bypass for a reverse move into the Backshop just as before.

Additionally, the Container access track that comes out of 4-way around the west end of both container rows has been realigned to enter the Container Switch Lead track only.

Using this route, the train engineer still has direct access to the Containerville Switch Lead but will have to use the Main Bypass crossover to get onto the Main Yard Bypass track for reverse moves back into the Backshop. About as clear as dirty ballast, right? Try it, and you will see how much easier and simpler it is to get around and hopefully relieve some of the congestion in this area.



*David Waterstreet  
TMI Board Member  
Member Since '06*

# Before Realignment



# After Realignment



This revision has long been desired to ease access to the Containerville switch leads and ease the congestion and see-saw moves through the crossover. It was also thought undoable without a complete and major rebuilding of all the switches and electric yards. But with the collective smart minds of our track department and 4 days of hard work by the Idaho Mafia track crews, they figured it out and “got ‘er done”. And the improvement in operational capacity and movements is dramatic.

Along with this realignment, another very important part of this has been the complete rebuild, gaging, alignment and leveling of all the turnouts along the North Yard Bypass trackage from 6-Acre Bridge all the way around the north side of the Backshop. This herculean effort was accomplished over the winter by Track Superintendent, Dale Furseth, his helpers and assistance from the CA Wonder Bread Crew.

This is another great example of how simple ideas can be accomplished to improve the overall movement of trains along our vast track network at Train Mountain. And the collective efforts by dedicated teams and individuals of VOLUNTEERS that keep Train Mountain going and improving. There is much more to be done. Thank you to all of you!

And if you have an idea, big or small, please let us, The Track Superintendent or the TM Board members know. We will at least put it on the list.

# Hello from G-Ville

By: Jim & Sue Moore

*Hello from G-Ville,*

*In memory of Dennis, we have had a great Spring opening of G-Ville! A tremendous amount of raking, picking up, pruning, etc. was accomplished.*

*We were also able to run trains with the assistance from Ron and Doug Williams, David Waterstreet, and a wiring check by Steve Eddy. We would also like to personally thank Lindsay Eddy, Maydell Crane, Bill Shepherd, Ron Williams and Doug Williams for all their hard work!*

*We invite you all to come run trains or just take a stroll through G-Ville which Dennis and Mort beautifully created.*

*Thank you,  
Jim & Sue Moore*



**Jim & Susan Moore**  
**G-Ville Stewards**  
**Members Since '15**



# Under Construction in the TM Video Shop

By: Joe Lagerstrom

Here's some advanced information for you on videos in the works to benefit Train Mountain, hopefully to be completed by early Summer.

Recently, I've been getting welcome help from Lindsey Eddy, Jennifer Tarr and Jacob and Eli Nord. **You may be able to help too.**

The first project is a refresh of our visitor safety video. While this might show up on the TM YouTube channel, the main idea is to show it on a loop on the loading deck at Central Station. What I need for that is a pile of interesting and accurate facts about full-sized trains. Got some fun facts? Email them to [media@tmrr.org](mailto:media@tmrr.org) and maybe they'll make it into the visitor presentation.

Another project, which is probably going to be a series of videos on our web site and the TM YouTube, is my TM Veteran series. I'm working on this to commemorate our upcoming 40th anniversary. What I need for this is Train Mountain members of 20+ years with interesting stories to tell about earlier years at the layout. If you're willing to sit in front of a camera with stories ready to tell, email me at [media@tmrr.org](mailto:media@tmrr.org) so we can find a time, probably during a meet, to sit down together in front of the camera.

I'm also working on the "10-Insider-Tips" project. We did most of the filming for that one at the Spring Awakening Meet. That one is specifically designed for a YouTube audience and made to target folks planning road trips in Southern Oregon. Hopefully we can snag even more visitors rolling up and down Highway 97 and show off this amazing place!



# First Time To Train Mountain

**By: Patrick Burns**

*Patrick got to experience Train Mountain for the first time EVER during Spring Awakening, so naturally I asked him to put together a few words on his experience. I was impressed on how quickly he slipped into the club and became an asset during the work week! -LS*

Where to start? My first experience with scale rideable trains was when I was under 5 years at Royal Gorge in Colorado. We sat two abreast, so I know it was bigger than 7.5" on an eclectic oval track. Unfortunately, the track no longer exists. My second, real exposure, was at Shady Dell in Molalla. I got hooked. I enjoy all of the mechanics of the whole system, from the different types of locomotives, the track systems and layout, to the rolling stock, "home built" or purchased.

And the people are the best part. Friendly and willing to help, whatever the situation may be. Shady Dell was a regular event for me every Sunday. Then someone mentioned TRAIN MOUNTAIN. I did my research, lots of it! Once again, I got hooked, really hooked!

I became a member over the phone, and started planning my first trip, which was the "Spring Awakening". Myself, not knowing anything of what I was getting into, planned for a week of simply exploring, learning, experiencing, meeting new people, in a new environment for me, and that it was.

Riding trains, engineering trains, riding track bikes, working on different crews, enjoying the trees, fresh air and scenery. The highlight of my trip was going to Hope Circle, What a wonderful experience!

I got to do everything that I had planned, and I couldn't ask for more. Except next trip WARMER WEATHER! LOL



# Train Mountain Train Game Group

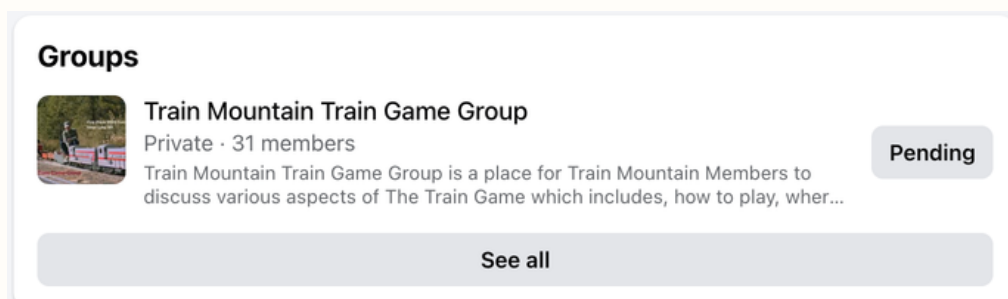
**By: Mark Madewell**

As Jordan Dobson mentioned in last month's Gazette, Steve Eddy is passing the torch on various aspects of the Train Mountain Train Game so he can concentrate on improving the Train Game and add additional modules to the game. Steve requested that a Facebook Group be created for Train Mountain Members to receive educational information on the game and to provide a place for TM members to ask for information or provide suggestions for game improvement.


We have created a Facebook Group called 'Train Mountain Train Game Group'. You can access the page by searching Facebook for the group title or going to the web page [www.facebook.com/groups/trainmountaintraingame](http://www.facebook.com/groups/trainmountaintraingame) and submitting your request to join the page. You will be asked 3 questions and then one of our fabulous moderators (Angie Hoak, Kirk Devine, or Jacob Nord) will grant you access to the page.

The Facebook Group is open to all Train Mountain Members whether you have or have not played the game. The idea is to provide a platform dedicated to the Train Mountain Train Game, get input from everyone interested in playing or improving the game, answer questions about the game, and eventually build a Steering Committee for the game's future. The Facebook Group will have contests occasionally throughout the year and we hope to add an area where members can volunteer to assist in needed tasks or projects.

We look forward to seeing and hearing from you on the Train Mountain Train Game Group Facebook page.



**[Click To Join!](#)**



# Visitors Love Train Mountain via Google

By: Joe Lagerstrom

"This highway is nice, but I'm getting bored. I'm pulling up Google Maps. Maybe there's something around here that would be fun to check out."

"What else can we do on our trip to Crater Lake? I'll Google it."

Will they decide to visit Train Mountain?

**Thanks to our fantastic crew welcoming our visitors every day, the answer is ABSOLUTELY YES!**

How do we know? We know because visitors have taken time to leave over 500 reviews of Train Mountain on Google and Google Maps. And they LOVE their visits to Train Mountain. In fact, they are having such great experiences that our Google rating now fluctuates between 4.8 and 4.9 stars out of a possible 5! Wow!



This is incredibly important to Train Mountain. Visitors bring critical donations to our organization, but they also bring new members and general awareness of our hobby. If you've had much interaction with the "Millennial" generation, you know that, generally speaking, they value experiences more than possessions and Train Mountain is an experience that people LOVE!

**Here are a few of the most recent reviews we received:**

"This was a great place to visit! Been by several times but this was the first time in. Staff was great, lots to see and you can go through many of the full size trains on display. The 7.5" gauge trains were a blast to see and we even took a train ride around part of the park. Our conductor, Curtis, was full of info on the area and the trains and we really enjoyed the ride! They have built sometime very special here and it's definitely worth stopping in for a few hours to feel like a kid again." - Talius937

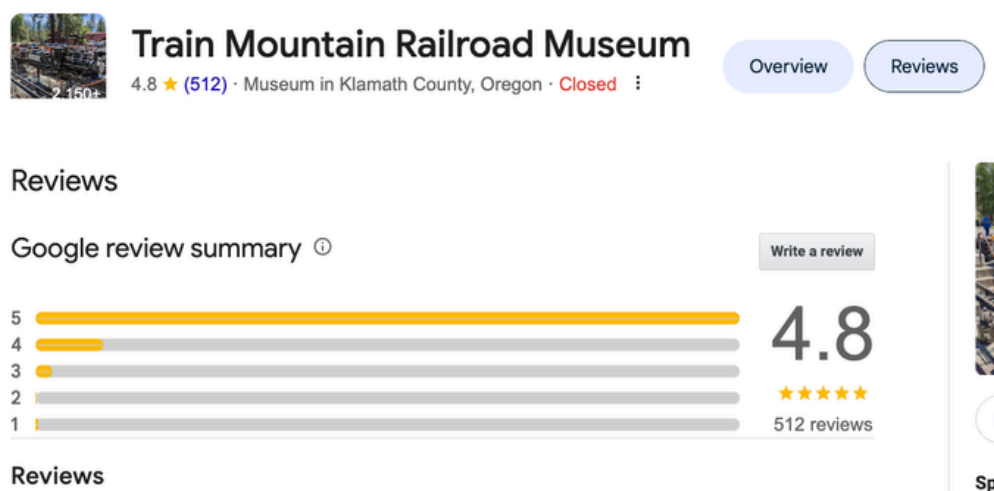
"This was such a great surprise visit! The park is wonderful, full of fun and information. The very best part was the passion and dedication the volunteers have for the trains, history, and local community. If you are in the area be sure to stop in. The visit will definitely brighten your day."

Thank you train mountain!" -ann pavia

“This was an unexpected pleasure! My husband was intrigued so I thought ok, another train museum, but I was pleasantly surprised. I LOVED it! Dave, our Engineer, was full of information and very friendly on our train tour of the miles of track and villages set up along the route. They have walkways and old train cars set up for viewing, and everyone was knowledgeable and helpful. They have a gift shop too but that was closed while we were there. They appreciate donations so give generously to keep this wonderful place chugging along! :>)” -Nancy Needham

“This place is incredible. I could go on and on, but i’m sure other reviewers will say the same thing. I was a harvest host guest there. And they allowed me to stay an extra day, which was really nice. There was shade. And watching the trains go around the campground area, it was really cool. The volunteers there are very friendly. They even let my dog, ride on the train. I made sure to leave a kind donation because this place is really one of a kind. And needs to be appreciated. Oh, the big black snow blower engine train they had on display there was an engineering marvel, super cool!” - Jeffrey Brown

**Questions or comments: [media@TMRR.org](mailto:media@TMRR.org)**



The screenshot shows the Google Reviews page for the Train Mountain Railroad Museum. The museum's name is at the top, followed by a 4.8 star rating and 512 reviews. Below this is a bar chart showing the distribution of reviews by star rating, with a large majority of 5-star reviews. A 'Write a review' button is visible on the right side of the summary.



★★★★★  
[Click to](#)  
[Leave a](#)  
[Review](#)

# The Fun of Operations at TMRR

By: John Lovely

If you have participated in the Operations Meets you know there are four layers of activities occurring simultaneously: TMI museum tour trains, passenger runs, the Train Game moving freight cars, and K&W RR public rides on Saturday. Just as in real life, there is friction between the Amtrak and host railroads' profitable freight operations. Since Dispatchers do not give exclusive clearance to any train, we all have to share the railroad and take responsibility for enhancing the fun. We use a conglomeration of real railroad dispatching systems. That comes down to sharing the responsibilities of enhancing each other's fun.

On week days, the TMI Museum trains have highest priority over their limited routes. On Saturday, K&W assumes those rights for their public train rides. Passenger game trains claim superiority over the extra-freight moves as on real railroads. But really it is about sharing our railroad.

The passenger game will continue this year pretty much as it has been the past several years – Bragging Rights for most productive crews (conductors) from the banquet until the end of the meet. We have over 200 paper people, living in 39 towns, holding tickets for transport. There are four scheduled trains each hour. If you run all four routes you will cover the whole railroad. Some crews even run schedules more than once. We have two divisions: people powered trains and locomotive hauled trains, just to give us conventional trains a chance to win.

Here is a short run-down on how to enjoy the challenge. First sign the Register sheets, you can reserve a specific train on a day/time basis. Obtain a Conductor report to record the number of people on/off at each station. The Senior Conductor turns in a neatly completed copy to the Passenger Agent by 4:00 PM on Saturday. It is the Conductor's responsibility to be sure all people board the correct train and get off at their destination. OS (on sheet, an old term where the station agent recorded the passing of a train then telegraphed the information to the dispatcher) leaving each station. Just announce your train number and engine number over the radio on channel

1. Then the lowly freight trains will know you are coming and will be clear of main track when you get there.

Whistle signals, listed on the back cover of the timetable, are fun and a safety measure. A long and short signal warns people along the track, long and two shorts warn other trains of the approach of a superior train, long and three shorts calls for flag protection, four longs recalls the flagman. Of course, the Q signal, two long, one short, one long as you occupy the grade crossing is supposed to stop those MONSTER trucks and Gators.

Let's have fun!



# This Month We're Remembering

---

*Jeff Phillips*

*Steve Inns*

*Ken Forbes*

*Dennis Ediger*

*Don Deffley*

*Patty Hardy*

*Michele Matzen*

*Carolyn Steuer*

*Shirley Breitzman*

*Bruno Platzer*



# New Roles at Train Mountain!

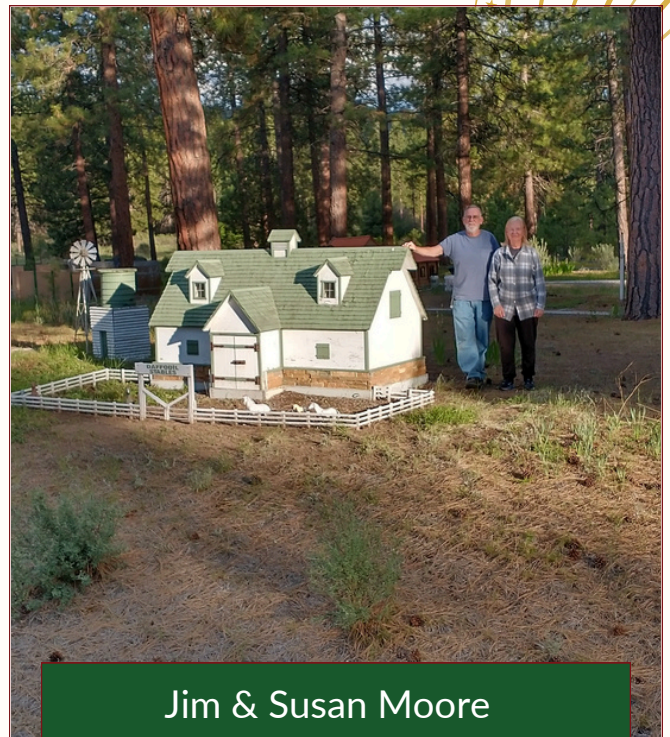


Joe Lagerstrom  
Member Since '21

Welcome Joe as our new  
Communications Director!



Welcome Jim &  
Susan as the newest  
Stewards of G-Ville!



Jim & Susan Moore  
Members Since '15

Please send any new role updates to Lila @  
[thelivingwellnesslounge@gmail.com](mailto:thelivingwellnesslounge@gmail.com)



ADOPT A TOWN

# WANTED!

BECOME A TOWN STEWARD TODAY

**TRAINING  
AVAILABLE**



- Repaint & Repair Buildings
- Clean Up Grounds
- Beautify and Improve Town
- Supplies & Support Provided



**REWARD**

Play an important role in the beautification and maintenance efforts at the park. No prior experience needed

Reach Out to	• Theresa Shelby	• TRSHELBY@TMRR.ORG
--------------	------------------	---------------------

## DINING

### Turtle Loaves

Tamales · Sourdough · Baked goods · Breakfast & coffee

**MON** 9:30 AM – 4 PM  
**TUE** 9:30 AM – 2 PM  
**WED-THU** **Closed**  
**FRI** 10:30 AM – 3 PM  
**SAT-SUN** 9:30 AM – 5 PM

### El Rodeo Mexican & Seafood

Mexican · Steaks · Seafood · 30771 Hwy 97

**MON** **Closed**  
**TUE-THU** 9 AM – 7 PM  
**FRI-SAT** 9 AM – 8 PM  
**SUN** 9 AM – 3 PM

### The Burger Shack

Burgers · Corn dogs · Banana splits · Outdoor seating · 139 Chiloquin Blvd

**MON** 12 – 6 PM  
**TUE-THU** **Closed**  
**FRI-SUN** 12 – 6 PM

## COFFEE

### Crater Coffee Company

Espresso · Breakfast · Baked goods · 38097 US-97

**MON-FRI** 7 AM – 4 PM  
**SAT** 8 AM – 4 PM  
**SUN** 8 AM – 2 PM

## GROCERY & DELI

### Chiloquin Market & Deli

Grocery · Hot grab & go deli · Beer & wine · Take & bake pizza · 129 S 1st Ave

**DAILY** 7 AM – 8 PM

### Jo's Organic Grocery

Produce · Prepared food · Organic · 16 minutes away

**DAILY** 12 PM – 7 PM

## GAS & CONVENIENCE

### Crater Lake Junction Travel Center

Gas · Diesel · Propane · Hot grab & go deli · Showers · Laundromat · 34005 Hwy 97

**DAILY** Open 24 Hours

NEW!

### Peak to Peak Restaurant & Lounge

Full menu · Bar · Inside Klamath-Mo-Ya Casino · 34333 US-97

**SUN-WED** 8 AM – 3 AM  
**THU-SAT** 8 AM – 4 AM

### Zuks

Homemade BBQ & Good Company

**FRI** 11 AM – Sold Out

### The Potbelly Cafe

NOW OPEN!

Breakfast & lunch · Located on-site at Train Mountain

**MON-SAT** 7 AM – 3 PM  
**SUN** **Closed**

### Chiloquin Grill

NOW OPEN!

Breakfast & baked goods

**THU-MON** 6:30 AM – 12 PM  
**TUE-WED** **Closed**



## SHOPPING

### Dollar General

1008 S Chiloquin Blvd

**DAILY** 8 AM – 10 PM

### Wright Hardware

117 S 1st Ave

**MON-FRI** 8 AM – 5:30 PM  
**SAT** 8 AM – 5 PM  
**SUN** **Closed**

## LODGING & ENTERTAINMENT

### Sleep Inn & Suites

Pool · Hot tub · WiFi · 34333 US-97 · klamoyacasino.com

### Klamath-Mo-Ya Casino

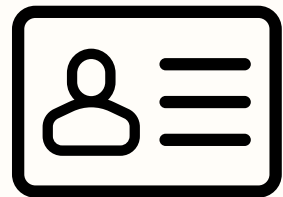
Slots · Blackjack · Klamath Tribes · 34333 US-97 · Open 24 Hours

# Interested in Becoming a Contributor?

Reach out to Lila at  
[thelivingwellnesslounge@gmail.com](mailto:thelivingwellnesslounge@gmail.com)  
*Contributions must be submitted by the 15th*



*And don't forget to stay connected between meets*



## **Physical Location:**

36941 South Chiloquin Road

## **Postal Address:**

PO Box 438, Chiloquin, OR 97624

**Email:** [info@tmrr.org](mailto:info@tmrr.org)

**Phone:** 541-783-3030

