



The Mountain GAZETTE

© 2023, Train Mountain

An Official Publication of the Train Mountain Institute and TM Railroad—Issue Vol. #5 Issue #7 **February 2023**

February

Welcome to the shortest, coldest, and most forgettable month of the year. No train rides, no sun, no... well, next month is just the very start of spring, so we have that to look forward to.

In February we start planning for the meets and fun in the year ahead; there are a couple articles on what's brewin' and how you can help out (protip: helping makes you cool). Joyce holds forth as usual although she didn't send us any cat photos this month. If you're curious about when the new Hope Shelter will be dedicated, you can sleuth your best Sherlock Holmes self over to Valerie Bedore's article and find out.

There was quite a kerfuffle this month about the whole mascot issue. The TM board decided to spike the whole effort. There are a couple articles on that this month.

If you'd like to make your opinion heard on anything in the Gazette, Letters to the Editors are a thing. Since this is the TM Gazette, Train Photos to the Editors are also a thing.

Lucinda Gilman and Xander Geraghty

The railfan-friendly SMS shortline on the Eastern seaboard keeps this old-school Santa Fe running.

Photo © yardmaster Evan Schilling



2023 Train Mountain Train Meet Schedule

	Polar Bear	Spring Awakening	Narrow Gauge	Ops Meet	August Meet	Big Build	Fall Colors
Work week		4/29-5/4	5/27-6/1	6/24-6/28	7/29-8/3	9/2-9/7	
Meet	1/14-1/16	5/5-5/7	6/2-6/4	6/29-7/2	8/4-8/6	9/8-9/10	10/6-10/9

Join Train Mountain Now!

Register or Join - https://trainmtn.org/tmrrmembers/Member_Portal.aspx

The Mountain Gazette

Page:1

February 2023

2023 Train Mountain Operations Meet

Richard Croll, Trainmaster

It is time to start making plans to attend this year's Operations Meet. This year it will be back to its usual schedule with the work week June 24 thru 28, and the meet Thursday, June 29 thru July 2.

This is always one of the most popular meets of the year. It is a great time to get out and have fun running trains and getting together with your friends and fellow members.

If you have never participated in an Operations Meet, it might sound a little intimidating. In reality, it is just a giant three-dimensional board game, played on 30+ miles of 7 ½" gauge railroad. It can be as easy or challenging as you want it to be. A lot of us love to go out and handle freight cars, setting them out to industries and picking them up according to waybills. Others like the challenge of running a passenger train according to a timetable and picking up and delivering "paper" passengers. Or you can simply run your train as a second-class train following the dispatcher's instructions.

It is the volunteers that make this possible each year, and I sincerely welcome all who like to help out. Monday through Wednesday of the work week is when we most need help with the set up. Sunday morning, we will need volunteers to help with sorting the cars and getting them back where they belong.

A large part of the fun for those of us providing cars is seeing them out on the railroad. If you would like to add to our pool of cars, please send a photo of the car(s) to Jim Armstrong at arm-strong.jandg@gmail.com. Please make sure the number and reporting marks are readable. We prefer having the cars available by Monday of the work week but will do what we can to accommodate later arrivals. Cars will be returned on Sunday.

If you have any questions about the Operations Meet, or any suggestions of things you would like the committee to consider, please send me an email to railroc66@yahoo.com.



Train Mountain is going SOLAR!

Dale Furseth

A project that has been in the works for nearly 3 years, is finally going to see the light of day, which is a really good thing! Train Mountain is in the process of installing solar panels on the backshop that will pretty much produce all of the power Train Mountain uses – and we use a **LOT** of power at Train Mountain!

We will have roughly 250 solar panels attached to the south side of the backshop roof that will produce about 182,000 kWh of power per year. In terms of system size, we will be rated a little over 107kW. This is a big solar installation that will produce a lot of power.

Our system will not have batteries – it is considered a grid-tie installation. What this means is when the sun is shining and we are making more power than we are using, the extra power will be sold back to our power provider. That credit will then be used when we have to buy power when the sun is not shining – like at night! If the calculations are right, at the end of the year our credits will match our debits and we will have no power bill. This is an extraordinary statement so I will say it again. We will power Train Mountain for a year, and we will not have a bill. For those who like math – our current power bill is about \$1500 per month!

This system is not cheap, even with the different grants and incentives that we are applying for. I know by now you are so excited about this project, and how great it will be for Train Mountain, and how much money it will save, and that you are asking how you can help make all this possible. Funny you should ask!


You can make a donation to the solar project in one of three easy ways. You can call the office and Joyce can take your donation; you can drop by the office and donate; you can donate on the members app; or you can send a donation by mail to Train Mountain Institute, P.O. Box 438, Chiloquin, OR 97624. Just be sure to say that you are donating to the solar project. You do not have to be a member to donate! Anyone can help.

Anyone who donates \$100 or more will have their name engraved on a plastic tie, and installed on the track that runs on the south side of the back shop. Your name will be permanently on display – a testament that you helped with the solar project. If you donate as a business, your tie will be in an area of honor for business donors.

But be sure to hurry! There are only 150 feet of track available – which is 15 track panels – each with 32 ties. My quick math tells me that we are limited to the first 480 people who make donations. Who am I kidding! We have lots of track for Solar Donation Ties! Donate twice! The more, the merrier.

Now the shameless plug – our solar installer is EcoSolar and Electric out of Klamath Falls.

If you have questions, reach out to Dale Furseth.



Klamath and Western Railroad - Help Needed

Russ Wood



Sometime soon the weatherman promises it might warm up enough to actually go outside and enjoy some fresh air.

The same bunch of locals that help get Train Mountain started up each year, so that you all can come and play trains; also have another chore they take on as well. The chore is actually what most of you folks do at your home clubs, and that of course is to lovingly haul the “public” on the weekends. K&WRR runs on summer Saturdays from Memorial Day to Labor Day. That’s 17 Saturdays and two more for the Annual Pumpkin Express.

Boyd and his group of volunteers have worked through the winter (indoors of course) doing the needed maintenance on the K&WRR engines and the large fleet of passenger cars.

The K&WRR mainline was taken out of service at the end of the 2022 run season, so that the steep grade that was causing some issues will be re-graded by Richard and re-laid by Dale and his crew as the weather permits.

The help that would be greatly appreciated is, when you happen to be on the Mountain, stop by and see what you can do to help. Before Memorial Day there is the normal Train Mountain winter debris to deal with, but during the summer they need greeters, gift shop help, and beanery help. They could also use engineers and conductors but for that you need to be a member of K&WRR, and pardon the pun, be “trained” on the equipment.

Thanks for any assistance you can supply, it all counts, and is greatly appreciated!.

Hope to see you on the Mountain soon!



Greetings from Joyce at the front office:

We are back to Mother Nature playing her late winter games with the Chiloquin weather. The day before yesterday it was in the mid-40's. Last night and this morning brought a few inches of nice powdery snow and chillier temperatures. Tonight, February 15th, will bring a low of 8 degrees Fahrenheit and Wednesday will be back up in the mid-40's. Most of that lovely powdery snow will most likely all disappear by then, but it looks like we might be getting more snow next week.

With slightly warmer daytime temperatures, we are seeing a few more visitors and that always makes Charlie cat happy since he has more people to greet and roam with. Kitty Maggie seems to enjoy the quiet months when she has the Hall pretty much all to herself and she can play the matriarch queen of the lot instead of the demure little princess that she usually is.

One of our members, Eric, has been running his train some on the South Side at times when the tracks are clearer and despite the cold weather.

AmazonSmile has announced that they will be discontinuing the program. If you were signed up to have contributions go to Train Mountain Institute, Kroger/Fred Meyer and Benevity are other programs you can sign up with.

Our 2023 membership is currently at 220 memberships and 321 members and growing. More memberships are coming in. If you haven't renewed for the 2023 year yet, you can renew online, by mail or in the office. Meet sign-up is also available online, by mail or in the office. If you need help signing into your account online, you can call 541-783-3030 for assistance.

Next up is Kitsap Work Week, April 8th through April 16th. Much is always accomplished during these work weeks.

Come join in the camaraderie, hard work and fun!

For March 17th, Happy St. Patrick's Day!



Photo Courtesy of TM Cameras

What's spinning on the turntable?

[Miner's Silver Ghost](#) by Merle Haggard
From "My Love Affair with Trains", 1976

*Now I heard a story how an engine went to glory
Over fifty years ago on the same line
It was steaming for a cave-in; there were men needed saving
But it missed the curve on a trestle near the mine.*

*And every now and then you'll hear a whistle on the wind
If a mountain slides and many men are lost
It's a high and lonely wail and searching up and down the mountain
It's the train they call the Miner's Silver Ghost.*



Das Rhatiscche Krokodil Better Known in USA as the RHB Baby Crocodile

Jerry Crane has crafted this highly detailed Swiss electric locomotive from scratch. This build was aided by a trip to Switzerland that presented an opportunity to photograph the prototype on site. The RHB Baby Crocodile is the most famous locomotive of its line. This is an articulated GE 6/6 one meter narrow gauge locomotive. These were built in the 1920's and brought 1067 horsepower to haul passengers and freight over the steep grades of the Swiss Alps. There were 15 of these locomotives built and a few still can be seen in Switzerland. The power was provided via overhead electric catenary lines as is common throughout Continental Europe. This power source cannot be used at Train Mountain. In this model power is supplied by 4 large 6 volt batteries, powering two motors with reduction gears. Of note this Baby Crocodile is built at 2.2" to the foot scale, which brings it in at 7.5" gauge.





THURSDAY NIGHT AT THE MOVIES

Russ Wood

OK, here's an idea I'm going to try for 2023. I'm calling it ***Thursday Night at the Movies***. We will gather in the Hall of Flags at 7:00 pm (after dinner) . We will show some railroad movies. So what movies? These will be ***Your*** Movies.

I'm asking for all of you folks out there to bring me a video of about 15 or 20 minutes of your home club. If you have a private railroad that will work as well. They don't have to be fancy or have sound or whatever. You can always just grab a mic and tell us what we are looking at.

We will have a maximum of 4 videos for each night (1 to 1 1/2 hours). The Thursday evenings will be the Thursdays during each of our 5 Work Weeks.

The plan is to have some coffee, tea, sodas, and we might even have some popcorn!

If your club has special events planned for 2023 make sure you let everyone know. Club flyers or brochures are optional but are encouraged.

If you have events that you will be announcing, spend a little time on announcing accommodations in your area for visitors and any special tourist visitation spots local to your event.

If this works for the Spring Awakening Work Week then I will schedule the rest of the Work Weeks.

Let me know if you are interested in bringing a video and which meet you would like to present at. (Special Note) The Operations Meet will be especially busy in the Hall of Flags so keep that in mind.

Let's have some fun watching ***Your*** train movies, and seeing what all of you are up to at home!

Spring Awakening Show	7:00	May 4th
Narrow Gauge Show	7:00	June 1st
Operations Show	7:00	June 28th
August Show	7:00	August 3rd
Big Build Show	7:00	September 7th

Contact me: russ@hobby-tronics.com

Hope Shelter Project

Valerie Bedore

Greetings,

Hope everyone is doing well this winter, and enjoying your weather, wherever you are. Here is an update as to the Hope Shelter dedication ceremony, which will take place during the Narrow Gauge Meet, the first weekend in June. This event will take place Saturday, June 3, 2023. All members attending the meet are welcome. There will also be food and music, following the ceremony. This event will replace the usual event banquet.

We are still expecting to lay the graded gravel base under the structure, landscaping, signs, etc. in the Spring.

At this current time, \$8,613.00 has come in, via donations, for this project. Thank you to those who have donated, and to our volunteers who contributed their time and talents as well!

Interested in donating to the Hope Shelter Project? Please mail a check (made out to Train Mountain Institute) to: P.O. Box 438, Chiloquin, OR. 97624. Please make sure you note on the check the donation is for the "Hope Shelter Project."

Thank you,

Hope Shelter Committee



Wrapping up the Mascot votes

Jim Helwig

This article for this month's Gazette is hard to write. Half of me would like to have a mascot; the other side can understand that the TM board does not. Digging into the mascot project I saw a lot of questions that have to be addressed by the TM members. Membership! What is the average age of the present members? Is there a five-year, or ten-year plan to attract new members? If the answer to this question is yes, then what age group do we want? This is only one of the questions that have to be addressed. Enough of that, I have tallied all the votes and listed them below. TM has 369 members at the time of writing this article. We had nine entrees and thirteen votes. The Badger had to be removed from the ballot due to its close proximity to another badger mascot. So removing the badger and his votes we had eight entries, with twelve votes.

Cat "Charlie" Live person	2 votes
Conductor "Chil" Live person	1 vote
Engineer "Quin" Live person	1 vote
Coyote Live person	0 vote
Chipmunk "Spike"	6 votes
Chipmunks "Hope Hardly & Shunt Switch"	1 vote
Elk Live person	1 vote
Sidehill Gouger Live person	

Thank you to all who submitted entries and voted. It was fun and challenging. But I don't think it will be a dead issue. Thanks! This is the last article for the mascot. It is shut down.

Jim

Wrapping up the Mascot debate

TM Board

From the Desk of the TMRR President ...

A few months ago, the idea of adopting a mascot for Train Mountain was presented to the board and a committee was formed to research the idea and to solicit input from the membership. Unfortunately, the Train Mountain Railroad Board has decided not to pursue this idea. We recognize that numerous people contributed time and creative energy and we appreciate all of your efforts towards this idea.

After understanding the scope of what a live mascot would entail, we felt that the logistics of such an endeavor would be unworkable. A live mascot would require initial costs for a costume as well as ongoing costs for cleaning and maintenance. Furthermore, it would require volunteer labor to determine how to integrate the mascot into TM activities and to oversee the assignment of an individual willing to wear the costume.

We also considered the idea to adopt a mascot in name only with an associated graphic. It was unclear to the board how we would use such a mascot or how it would benefit us. We were not open to altering our current logo nor any type of rebranding. Therefore, we came to the conclusion that the adoption of a mascot was not feasible.

We do, however, appreciate the solicitation of ideas to the board and thank all who participated in this project.

Navigating Train Mountain Webpages

Danny Chamrad (djc2jr@hotmail.com)

Last month, we wrapped up our article with info on “Updating your Roster Membership Info.” We will continue this month reviewing the Roster, and other “selections” that are available on the Membership Portal webpage in the “column of selections with black letters on a green background on the left side of the page,” kindly referred to as the Green Column.

As is the case with the Renew, Update, and Meet Signup selections, selecting the Roster link will take you to the Member Logon page where you will enter your email address and password (unless you’ve previously signed-up on another webpage). If you are successful with this endeavor, you will be taken to the Roster spreadsheet. If you are unsuccessful with the Login, or you’ve forgotten your password, there is a paragraph below which asks the question, “Need Your Password??” There is a link in this paragraph “...and click here...” to click “after” you have entered your email address above, and your password will be sent to your email address. There is also another paragraph below this one labeled as “Important Hint!!” This paragraph tells you what to do if the program “can’t find your email address.”

If your login is successful, you will see the TM Membership roster. The Roster shows the first and last name of the “registered member.” Below the registered member’s name will be other people listed under this person’s membership. There is a column classifying these names as Member, Adult, or Child. The following columns will include addresses including state and nation, phone numbers, and email addresses. The last column shows the year for which the membership is active. The Life Members will have LM in this column. There is a Return button above the first membership entry in the Roster which will take you back to Membership Portal page.

At this point, I would like to remind you of some of the links on the Membership Portal page body which take you to the same webpage as the link in the “green column of links.” Here they are:

Join in green column is the same link as Become a new Train Mountain Member

Renew in green column is the same link as Renew your Train Mountain Membership

Update in green column is the same link as Edit your personal information

Meet Signup in green column is the same link as Sign up for a meet

We will continue with the Meet Signup selection. Upon selecting this link, you will be taken to the Event Registration webpage. On this page, your name, address, and phone number info will be shown because you must be signed-in to reach this page, or you will be taken to the sign-in page. This page is designed to sign up for a single Event/Meet, therefore, you must use the Choose Event drop down box to select the event that you would like to sign up for. Below this box is some info about Who you can bring to the event and Equipment that you can bring. Below this info are boxes where you enter Family Members and Guests that the Registrant is bringing with them to the event. Please ensure that you fill-in all appropriate boxes. Below these boxes, you will select the Payment Fees and Selection boxes, after which you will select the Pay box. You will then be taken to the Credit Card Payment page to enter your info. Please note the “NOTE:” paragraph which gives you specific instructions to confirm that your registration went through.

Going back to the Membership Portal page, the next selection in the Green Column that we will cover is the All Meets Signup. Selecting this will take you to the All-Event Registration webpage for signing up for all meets instead of just one meet. This page also lists your personal information, and has a box that you select to indicate that you want to purchase an annual pass for all meets. There is also a listing of all of the meets, and you are asked to select the ones that you will attend. This may seem counter-intuitive since you are signing up for all meets, but there is a “method to the madness.” Some people buy an all-meets pass even though they may not attend all of them because by the time that they pay for several single-meet passes, they could’ve bought an all-meet pass. However, you are asked to indicate which meets you’ll attend because it helps to “coordinate the meets” if we know how many and who will attend. Below the meet selection boxes are the Payment Fees and Method boxes which we covered above.

The next Green Column selection is the Donate selection. Selecting this link will take you to the Donate to

Train Mountain webpage. This page provides info about donating to TM. You will be asked to fill in your personal info since you may not be a member of TM, and your info is not on file. However, once I started typing in my name, the Auto-Fill, that often makes us look stupid, will gladly fill your info for you. Just be sure and check to make sure the info is correct. The Calculate Fees and Payment Info is at the bottom of the page and is similar to what is on the other pages.

Next on the Green Column is Log Off. This does what it says it does. While looking at the webpages and writing these articles, I click on links so that I can confirm what webpage that I'm taken to. If I'm Logged-In, I might not be taken to the webpage that I want to go to, therefore, I Log-off so that the program doesn't know who I am and takes me to the correct page. One example is when I was writing about Signing-Up for membership for 2023. Since I am already signed up for 2023 and have an all-meets pass, I had to Sign-off so that I would be taken to different pages than a member who is already signed-up for a 2023 membership.

The Enter Volunteer Hours is very important to TM. It is imperative that TM members log their Volunteer Hours because there are some monetary benefits for Volunteer Hours that we have recorded. When you click this link, you will be taken to the Volunteer Hours webpage where you will be asked to Choose a Name. After you select your name, you will see "boxes" for the months of the year. Enter your data for whichever month/months that you want to update. Again, I would encourage you to use this method of updating your volunteer hours since it takes some of the work load off of the Office Manager who must do this when a volunteer turns in a paper volunteer hours sheet to the office.

Finally, the last link in the Green Column is Admin. I will leave you to explore this link on your own. Click on this link and let me know where it takes you.

This covers our overview of the links on the Membership Portal webpage.


Until next month, enjoy browsing the webpages. Danny



CLASSIFIEDS


2022 Triennial Video Now Available

The 2022 Train Mountain Triennial video from Aaron Benson at 7Idea Productions is now available. You can [order online](#) or call the office at 541-783-3030 to get your copy. This is a most enjoyable video created by a true video artist and of course it just happens to be about our most favorite subject! The cost of the video is just \$29.95, quite a bargain! Videos of past Triennials are also available.



Our good friend Jim over at Discover Live Steam has placed ads for us on his terrific website, thanks Jim. discoverlivesteam.com

Did you see the great article and front cover story from the November / February 2023 issue of Live Steam and Outdoor Railroad-ing? It is a great article covering the 2022 Triennial, and about the great gang of folks that volunteer at Train Mountain and put on terrific live steam train meets. Pretty cool!



Crater Lake/ Train Mountain Vacation Rentals

Crater Lake Chalet

Located on Hwy 422, only 1 mile off Hwy 62 and 2 miles from Hwy 97 in the Chiloquin area. This house is at north end of Train Mountain and contiguous to Train Mountain.




This comfortable house sits on 35 beautiful acres. 2 bedrooms and 2 bathrooms. Can sleep up to 6 people.

Panoramic View Ranch House / Crater Lake

This ranch house is located on Hwy 62, and attaches to the west side of Train Mountain. The 56 acres, panoramic views of Agency Lake and



the Cascades. Enjoy a peaceful and private experience. 4 bedrooms and 2 bathrooms. Can sleep up to 8 people.



For more information please call: **Julie 415-756-3943** or **Mike 415-420-9026**
10% off for train mountain members

CLASSIFIEDS

The Potbelly cafe



Located only 1.5 miles off Hwy 97 in Downtown Chiloquin in the same building as the Post Office 212 1st Ave-



Good Service
Good Food
Friendly Folks



Crater Lake Junction Travel Center

34005 Hwy 97 N, Chiloquin, OR 97624, 541-783-9800

The Crater Lake Junction Travel Center opened for business in 2010, and is owned by the Klamath, Modoc and Yahooskin Tribes. Open 24 hours a day and located just next door to Kla-Mo-Ya Casino as you enter, this travel center offers competitive fuel prices and many convenience items.

Travelers can fuel up with gas, diesel, or propane. Stop in for a snack or soda, or grab a quick meal featuring food to go or you can eat it there, Free Wi-Fi, a comfortable lounge with large screen TVs, laundry and shower facilities, and ATMs are all available.

WE ARE ALL VOLUNTEERS
DON'T YELL AT ME, I AM A VOLUNTEER!

HAVE SOMETHING YOU WANT TO SELL?

Place an ad in the Gazette!

1/8 Page: \$25/month or \$250/year

1/4 Page: \$40/month or \$400/year

1/2 Page: \$70/month or \$700/year

Full Page: \$125/month or \$1250/year

Published by Train Mountain Railroad

P.O. Box 438

Chiloquin, OR 97624

Email: info.at.tmr@gmail.com Phone: 541-783-3030

Contributors: TMRR BOD, Friends, TMI

Photos: Tom Watson



Please submit your volunteer hours. If you work off site or



at home on Train Mountain projects - these hours count.

REMEMBER: No job is complete

I AM NOT A ROBOT!

There have been a few changes made to the member's site, specifically where payment information is entered. The most noticeable change is that we have added a question asking if you are a robot. You check the box and depending on a bunch of things, you may be asked to choose from a set of pictures. You may be asked to click the pictures that show street signs, or click on pictures that show store fronts. It seems silly, but the questions and challenges are carefully crafted and updated by Google, and have an amazing success rate at determining if the entity pressing the keys is a real person or a computer program ("robot") trying to gain access.

The technology is called "CAPTCHA", or in our case "reCAPTCHA" and is quickly being the standard for online protection against robots, which pose a real problem to web sites. This is replacing the (to me) very irritating practice of trying to figure out what letters and numbers they are showing in fuzzy text. If you have questions or problems getting around the new challenge (or if you are a robot!), feel free to give Joyce a call in the office.

Dale Furseth, "the computer guy"

NOTICES

Gazette PUBLICATION DEADLINE:

Submissions to the Gazette must be received by the 15th of the month of publication. The fifteenth of the month is to be the last day to submit material. Material received after the 15th of the month may be held until the following month or rejected.

SUBMISSION CRITERIA

Articles and ads may be submitted via a pdf file, MS WORD, Open Office, notepad, or similar text file attached to an email. **The email SUBJECT line must include your article title and a date.**

Please give each article a distinct file name with your name and a date. If everyone submits an article named "article for gazette" or something similar it will often get overwritten by another article with the same name when downloading. **Articles sent as text in a email text will no longer be accepted.**

Please use ARIAL 12pt font—it can be displayed in all Browsers, and is easy to read. Please do NOT use the Calibri or Times New Roman font, as we must take the time to convert it to Arial.

If your document has an embedded image, you must also include the image separately as a jpg, png, or similar image file.

Please send all articles to lucindagilman@gmail.com.

Visitors to Train Mountain and YOU:

Train Mountain is very popular and is continually attracting visitors from throughout the world. We announce that our hours are from 9:00 AM until 3:00 PM Monday through Friday during the summer, and 10:00 AM to 2:00 PM during the winter. The office is closed on weekends except during meets, and then only when volunteers are available to open the office.

Our insurance advisors request that all people (members and visitors) complete and sign a liability release. If **YOU** as a member encounter visitors on the property without a visitors pass please direct them to the office so that we can insure that a release has been completed and a visitors pass has been issued.

If **YOU**, as a member, open the gate and allow visitors to pass through - **YOU** are responsible to see that the release has been completed, and **YOU** are liable for them until they sign a release. Releases are available in the mailboxes near the office for those times when the office is closed. There are also releases available in the kitchen and in the Back Shop.

If you do not want to, or do not have the time to, ensure that the releases are completed - then please graciously explain that the train park is closed to visitors and that the open hours are normally (Winter - 10:00 AM until 2:00 PM) (Summer - 9:00 AM until 3:00 PM) Monday through

Train Mountain is a NO SMOKING Facility

During recent events, many Members and their Guests have been ignoring this policy. There are only three designated smoking areas at Train Mountain:

- (1) Outside the front of the Backshop
- (2) Outside the east door of the Hall of Flags
- (3) Outside the Motor Pool (Maintenance Building)

Due to the high fire danger at Train Mountain during the summer, we have zero tolerance for anyone smoking outside one of the designated areas.

There is NO SMOKING anywhere out on the track!

Members, Guests, and Visitors that continue to violate the Train Mountain Smoking Policy may be asked to leave.

What is Amazon Smile?

In a nutshell, it is a way for Train Mountain to receive 501c3 donations from Amazon. According to Amazon: AmazonSmile is a simple and automatic way for you to support your favorite charitable organization every time you shop, at no cost to you. When you shop at smile.amazon.com, you'll find the exact same low prices, vast selection and convenient shopping experience as Amazon.com, with the added bonus that Amazon will donate a portion of the purchase price to your favorite charitable organization. You can choose from nearly one million organizations to support.

When you go to Amazon Smile, choose Train Mountain Institute as your charity. In order for this to work, you must always start from Amazon Smile. Then all else is the same, your account, wish lists, etc. Also available is a direct link: <http://smile.amazon.com/ch/27-4031025> for the TMI account.

The AmazonSmile Foundation will donate 0.5% of the purchase price from your eligible AmazonSmile purchases. I found that just about everything I purchased lately is eligible.

If we can get a large number of Train Mountain supporters to take advantage of the Amazon Smile program, this could result in sizable donations to Train Mountain.

[Click here for more information.](#)

New Gate Code

Due to security concerns, the Gate Code for the Train Mountain Main Gate may be changed at any time without notice. Any Member planning to arrive at Train Mountain when the Office is closed will need to contact the Office prior to arrival to ensure they have the current Gate Code.

Get New Gate Code—Call Office 541-783-3030

Train Mountain Volunteer Hours

Name: _____

Month & Year: _____

[illegible]

Volunteer Hours Reporting

Dale Furseth has worked his techie magic on the member's part of our website again. You can now report your monthly volunteer hours online. From the Train Mountain Railroad home page, click on "Online Member Resources: Join Train Mountain: "Register for Meets", then on "Enter Volunteer Hours" or go there directly with this link:

https://trainmtn.org/tmrrmembers/Member_VolunteerHours.aspx

Choose your name from the drop down menu, enter your total hours in the box that matches the month you are reporting your hours for and click on “Update Information” to submit them. So-o-o simple! We hope you enjoy using this feature.